


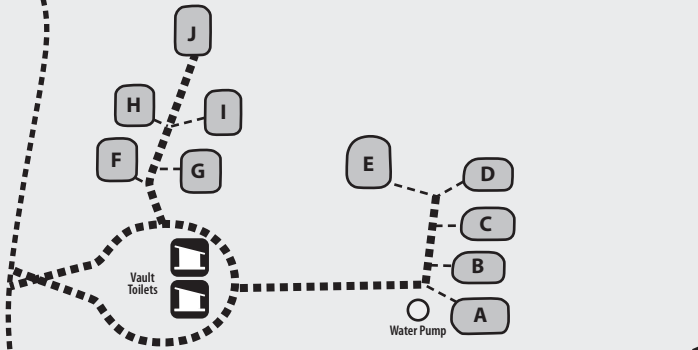


# Ludington State Park Campgrounds

Map is not drawn to scale.

 ADA Site  
 50 AMP Site  
 Non-Electric Site

**Big Sable Point Lighthouse**  
(approx. 1 mile from Jack Pine Campground)



Path to Big Sable Point Lighthouse  
1.5 Miles (2.4 km)



Walk-Up Sanitation Station

Playground

Coast Guard Trail

Mini Cabin

Vault Toilet

Walk-Up Sanitation Station

Recycle Center

Park Store

Campground Host

Mini Cabin

Vault Toilet

Vault Toilet